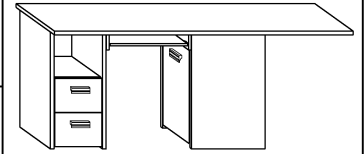



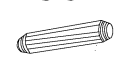



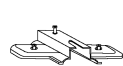








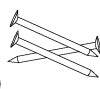

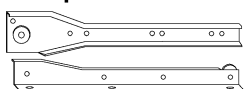


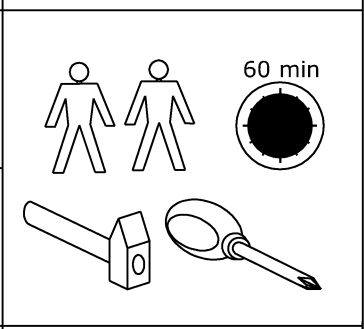
KIT-02

KITTY - BIURKO NAROŻNE

→ 191 ↑ 79 ↘ 55

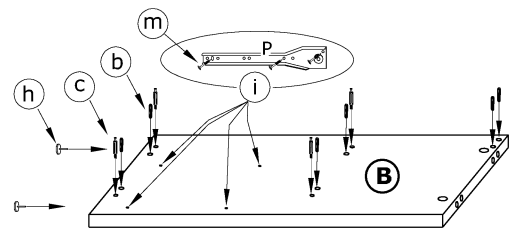
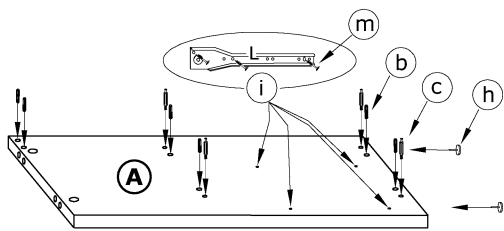


x 20 	x 36 	x 29 	x 25 	x 4 	x 2 
x 2 	x 8 	x 3 	x 4 		
x 8 (3,5x30) 	x 36 (3,5x16) 	x 4 	x 4 	x 40 	x 1 
x 3 kpl. (400 mm) 					

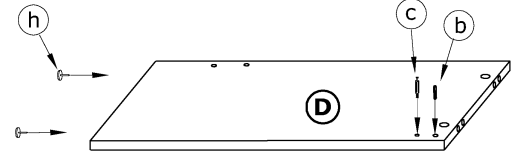
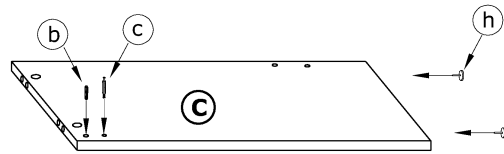


1 - FAZY MONTAŻU **A** - OZNACZENIE ELEMENTÓW **a** - OZNACZENIE AKCESORIÓW

1



2



3

